

PRODUCT INFORMATION PACKET



Model No: 122219.00

Catalog No: 122219.00

1 HP Washdown Motor, 3 phase, 1800 RPM, 208-230/460 V, 145TC Frame, TEFC
Paint Free NEMA Washdown Motors



Regal and Leeson are trademarks of Regal Beloit Corporation or one of its affiliated companies.
©2020 Regal Beloit Corporation, All Rights Reserved. MC017097E

The Regal logo is positioned in the bottom right area of the page. It features the word "REGAL" in a white, bold, sans-serif font, set against a dark grey, trapezoidal background. The background of the entire page on the right side is a blue gradient with a halftone dot pattern.



Nameplate Specifications

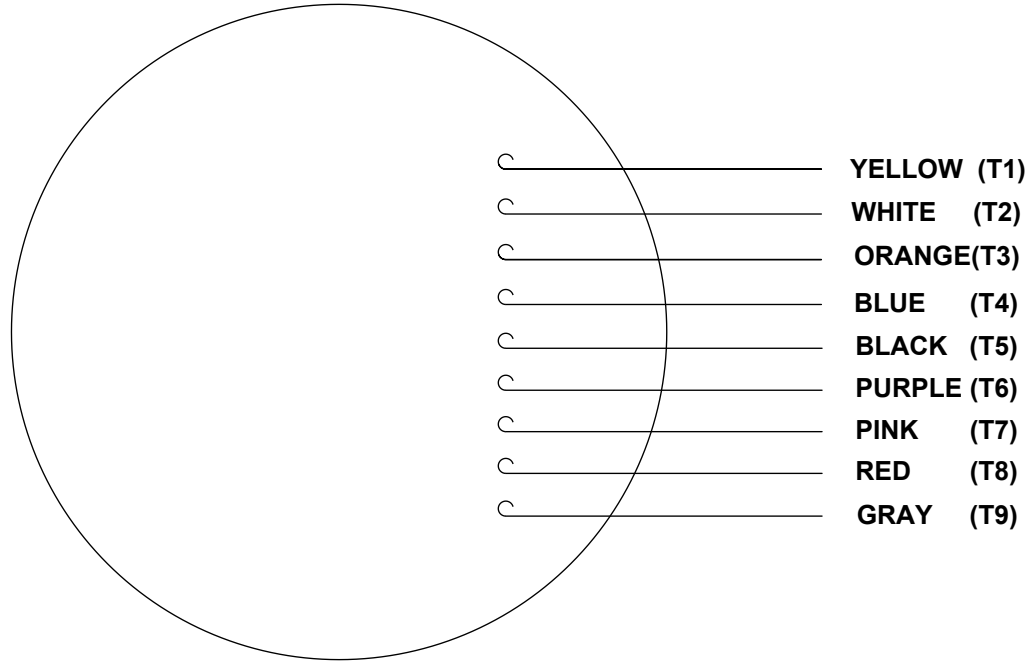
Output HP	1 Hp	Output KW	0.75 kW
Frequency	60 Hz	Voltage	208-230/460 V
Current	3.2-3.2/1.6 A	Speed	1760 rpm
Service Factor	1.15	Phase	3
Efficiency	85.5 %	Power Factor	68.5
Duty	Continuous	Insulation Class	F
Design Code	B	KVA Code	N
Frame	145TC	Enclosure	Totally Enclosed Fan Cooled
Thermal Protection	No	Ambient Temperature	40 °C
Drive End Bearing Size	6205	Opp Drive End Bearing Size	6205
UL	Recognized	CSA	Y
CE	Y	IP Code	69

Technical Specifications

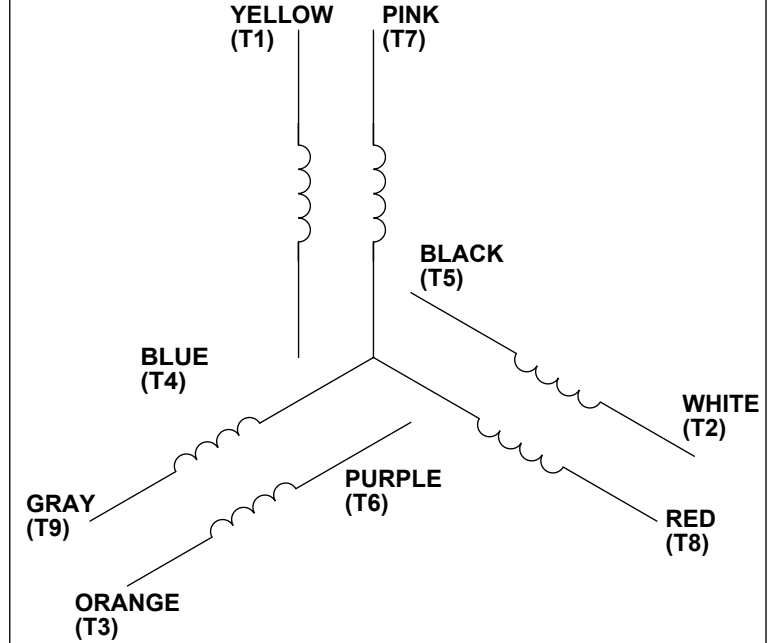
Electrical Type	Squirrel Cage Induction Run	Starting Method	Across The Line
Poles	4	Rotation	Reversible
Resistance Main	0 Ohms	Mounting	Rigid base
Motor Orientation	Horizontal	Drive End Bearing	Ball
Opp Drive End Bearing	Ball	Frame Material	Stainless Steel
Shaft Type	T	Overall Length	12.50 in
Frame Length	7.50 in	Shaft Diameter	0.875 in
Shaft Extension	2.12 in	Assembly/Box Mounting	F1/F2 CAPABLE
Connection Drawing	005010.52	Outline Drawing	607-0401-750

This is an uncontrolled document once printed or downloaded and is subject to change without notice. Date Created:14/10/2020

VIEW FROM OUTSIDE OF MOTOR AT SWITCH END.



LINE LEADS



VOLTAGE	L1	L2	L3	JOIN & INSULATE
HIGH	T1	T2	T3	(T4,T7) (T5,T8) (T6,T9)
LOW	T1,T7	T2,T8	T3,T9	T4,T5,T6

RBC PROPRIETARY AND CONFIDENTIAL INFORMATION
This document is the property of REGAL BELOIT CORPORATION ("RBC") including its subsidiaries and divisions and contains proprietary information of RBC. This document is loaned on the express condition that neither it nor the information contained therein shall be disclosed to others without the express written consent of RBC, and that the information shall be used by the recipient only as approved expressly by RBC. This document shall be returned to RBC upon its request. This document may be subject to certain restrictions under U.S. export control laws and regulations.

DRAWING REVISION C	REVISION BY PVR	DATE 04/23/14
ECO ECO-0049985	APPROVED BY JD	DATE 04/23/14
ECO DESCRIPTION UPDATED PER ECO-0049985		
<small>COPYRIGHT REGAL BELOIT AMERICA, INC. ALL RIGHTS RESERVED. PROPRIETARY AND CONFIDENTIAL INFORMATION - THIS DOCUMENT IS THE PROPERTY OF REGAL BELOIT AMERICA, INC. ("OWNER") AND CONTAINS OWNER'S PROPRIETARY INFORMATION. ANY PERSON, CORPORATION OR OTHER FIRM RECEIVING IT IS DEEMED, BY RECEIVING IT, TO AGREE THAT IT, AND/OR ANY PART OF IT, SHALL NOT BE DISCLOSED TO ANY PERSON, CORPORATION OR OTHER ENTITY, DUPLICATED, AND/OR USED, EXCEPT AS EXPRESSLY APPROVED IN WRITING IN ADVANCE BY OWNER. THIS DOCUMENT SHALL BE RETURNED TO OWNER UPON REQUEST. IT MAY BE SUBJECT TO CERTAIN RESTRICTIONS UNDER APPLICABLE EXPORT CONTROL LAWS AND REGULATIONS.</small>		

TOLERANCES UNLESS OTHERWISE SPECIFIED:			
DEC.	INCH	mm	ANGLE
.X	±0.1	[±2.5]	±0.5°
.XX	±0.01	[±0.25]	
.XXX	±0.005	[±0.127]	
.XXXX	±0.0005	[±0.0127]	
REMOVE BURRS & BREAK SHARP			
EDGES: .003/.015 [.076/.381]			
CORNER FILLETS: .02 [.51]			
MACHINED SURFACES: 125/ 3.2/			
INCH mm			
mm SHOWN IN [BRACKETS]			

DRAWN BY LST
DATE 4/3/14
APPROVED BY
DATE
PROCESS/FINISH
THIRD ANGLE PROJECTION

Regal Beloit America, Inc.

DESCRIPTION LEAD ASSY EXT. WIRING DIA. 3 PH. W/O PROT.	MATERIAL
SIZE A	DRAWING NUMBER 00501052
SHEET 1 OF 1	



Motor Load Data

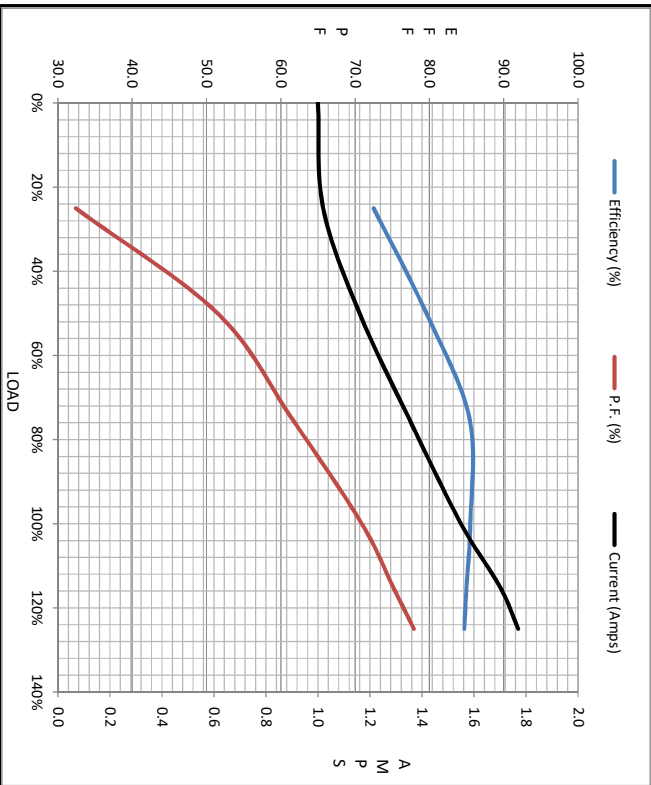
Load	0%	25%	50%	75%	100%	115%	125%	LR
Current (Amps)	1.00	1.02	1.16	1.35	1.55	1.70	1.77	14.0
Torque (ft-lb)	0.00	0.75	1.50	2.25	3.0	3.5	3.8	12.0
RPM	1800	1789	1779	1769	1757	1.750	1745	0
Efficiency (%)		72.5	79.6	85.4	85.5	85.0	84.7	
P.F. (%)	8.0	32.4	51.5	61.5	70.9	75.1	77.9	0.0

Motor Speed Data

	LR	Pull-Up	BD	Rated	Idle
Speed (RPM)	0	110	1170	1757	1800
Current (Amps)	14.0	12.9	8.4	1.55	1.00
Torque (ft-lb)	12.0	11.9	15.8	3.0	0.00

Information Block

HP	1.0			
Sync. RPM	1800			
Frame	140			
Enclosure	TENV			
Construction	TTR			
Voltage	208-230/460#190/380 V			
Frequency	60 Hz			
Design	A			
LR Code letter	N			
Service Factor	1.15			
Temp Rise @ FL	38 °C			
Duty	CONT			
Ambient	40 °C			
Elevation	1,000 feet			
Rotor/Shaft wk ²	0.12 Lb-Ft ²			
Ref Wdg	T634342 NR			
Sound Pressure @ 1M	999 dbA			
VFD Rating	NONE			
Outline Dwg	029048-750			
Conn. Diag	005010.52			
Additional Specifications:				
0				
0				
EQUIV CKT (OHMS / PHASE)				
R1	R2	X1	X2	Xm
0.0000	0.0000	0.0000	0.0000	0.0000



Speed -Torque Curve

